



HANDHELD UNIT

813.215.5025
www.workforceforatlas.com

FEATURES



One Device Does It All.

OVERVIEW



DISPLAY

Brilliant, full HD, 5.5-inch touchscreen display capable of multi-touch response.




CONNECT

Whether you are in the AJC center, outside your facility or moving between locations/events, connect: WiFi, Bluetooth and 4G LTE.



BATTERY

12-hour battery, you don't have to worry about having backups to support constant rotation.



MOBILE COMPUTER


Built to endure commercial use with features including Gorilla Glass, IP65, MIL810-G and User Swappable Battery.

OVERVIEW



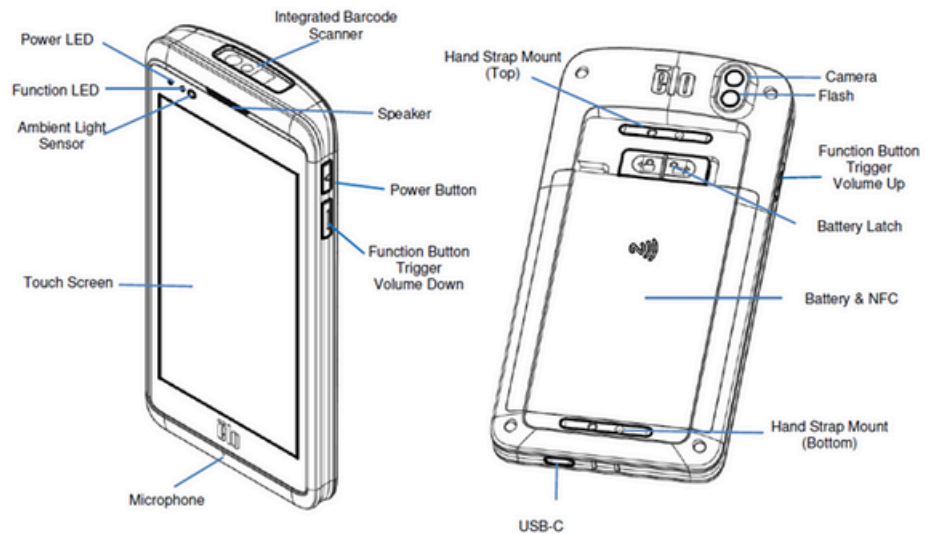
FAST SCANNING

With built-in camera and 2D barcode scanner, you can scan ID's, QR codes to expedite check-in process and keep your operations running smoothly.



ATLAS INTEGRATION

Handheld units are fully integrated into ATLAS v4 CORE Portability- office usage at non-AJC, satellite locations and events. Allows for easy and convenient modified job seeker registrations.



SPECIFICATIONS







- ▶ **Bluetooth 5.0**
- ▶ **Left and Right Programmable Scanner Trigger buttons and Power button**
- ▶ **Dimensions: 3.36" x 6.57" x 0.68" / 85.5 mm x 167 mm x 17.4 mm**
- ▶ **Weight- 327 g**
- ▶ **Operating Temperature: 0°C to 50°C / 32°F to 122°F**
- ▶ **Storage Temperature: -30°C to 60°C / -22°F to 140°F**

FEATURES

813.215.5025
www.workforceforatlas.com

FEATURES

REMINDERS

-  Remember to keep the handheld units charged up for optimal battery power.
-  Safeguard the unit by always using the protective rubber boot.
-  If it's been a while since you've utilized the handheld unit, test them out by turning online and verifying connection to internet.
-  Prior to offsite usage, confirm that the location has adequate Wi-Fi service and that the device can connect.
-  Check the Battery Hub Charging Status (Flashing Red under 20% charging, Flashing Amber 20%-9=80% charging and Solid Green-fully charged).
-  If you identify any issues, submit an ATLAS Support ticket immediately, well in advance of planned date of usage. Submit ticket directly inside ATLAS or via:
<https://ctsatlas.atlassian.net/servicedesk/customer/portal/2>

CONTACT US



813.215.5025



www.workforceforatlas.com



813.215.5025
www.workforceforatlas.com